

+ Comorbidities


Getting started guide

The BMJ Best Practice Comorbidities tool supports the management of the whole patient by providing guidance on the treatment of acute conditions alongside their pre-existing comorbidities.


You can select from a range of common, high-cost comorbidities to generate an instant treatment plan tailored to the unique needs of the patient.

The tool makes it easy to quickly treat and stabilise patients with comorbidities. This effective management of the patient increases efficiencies and quality of care, ultimately leading to better clinical outcomes, shorter hospital stays and fewer readmissions.

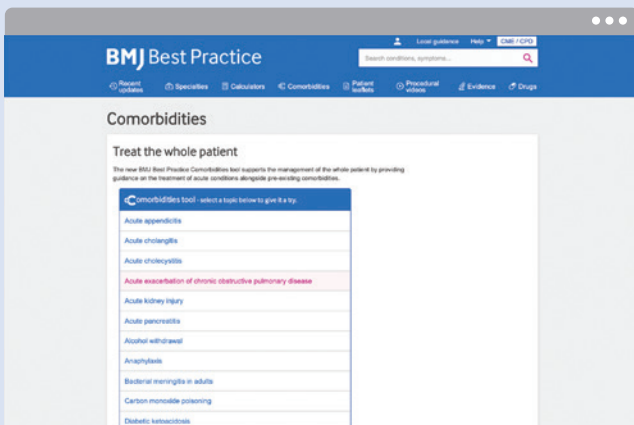
Follow these simple steps to begin



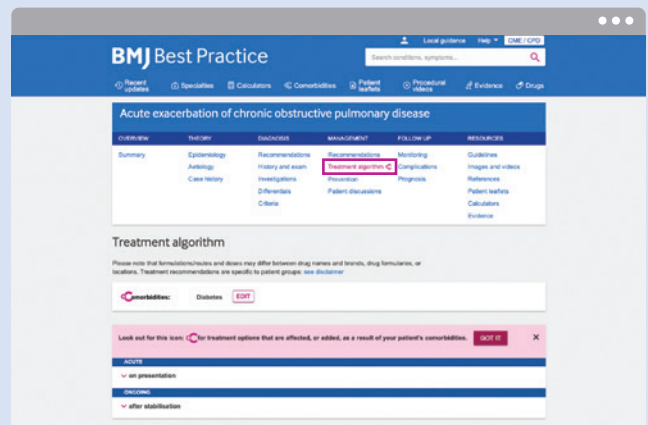
Step 1: Visit KKN via QHEPS at work or ckn.org.au offsite or mobile, and navigate to the BMJ Best Practice website from the 'Point of Care' resources section. You will know you have accessed successfully when you can see 'Access provided by Clinical Knowledge Network' displayed at the top of the screen.



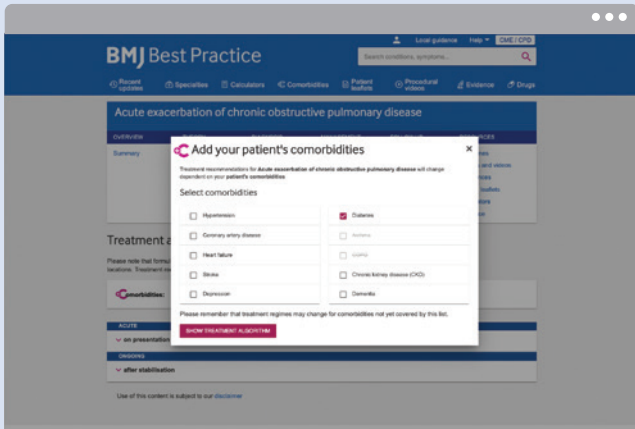
Step 2: Click on the 'Comorbidities' icon in the blue navigation bar on the BMJ Best Practice homepage to view a list of all acute topics featuring the Comorbidities tool.



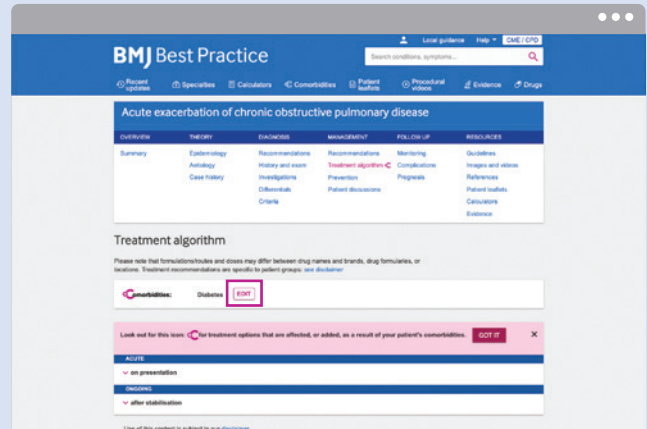
Step 3: Select your chosen acute topic from the list. We are adding more topics to this list all the time, so keep checking back for updates.



Step 4: Navigate to the 'Treatment algorithm' section of your chosen acute topic. The pink C+ symbol highlights that the Comorbidities tool is available for this topic.




Step 5: The Comorbidities tool will automatically pop-up on your screen, prompting you to select from a list of common comorbidities. You can select as many comorbidities as you like. When you are ready, click on the pink 'Show treatment algorithm' button. If the Comorbidities tool is not relevant to your patient, you can dismiss it by clicking on the 'X' in the top right corner.



Step 6: A tailored treatment plan will be generated for your patient, based on the selected comorbidities, which are shown at the top of the page. You can change or remove these by clicking on the 'Edit' button.



Step 7: The C+ symbol clearly indicates when a treatment option may be impacted by the comorbidities that have been selected.



Step 8: Expand your chosen treatment option to view details on how the treatment has been adjusted for the comorbidity. This is presented in a way that is realistic for daily practice. The recommendations given are based on evidence, or expert opinion where evidence is scarce or equivocal.



Also available in the BMJ Best Practice app

You can access the Comorbidities tool from the 'Treatment algorithm' section of selected acute topics in the app. To view a summary of all acute topics featuring the tool, click the link on the app home screen.

Download the app from the App Store or Google Play for anytime, anywhere access - even offline.

Access now on CKN via **QHEPS** at work or **www.ckn.org.au** offline or mobile

bestpractice.bmj.com/comorbidities